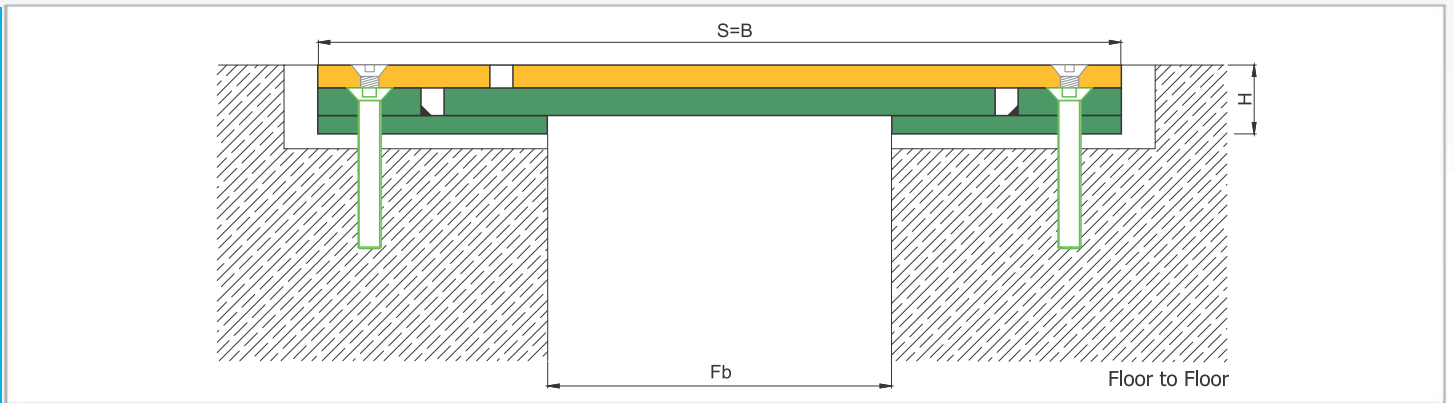





AS A270 overall steel profile is designed for all types of industrial buildings where high load bearing capacity is required. Especially recommended for places where reach trucks and polyamide wheeled forklifts run. Profile is composed of 3 layers and on order can completely or partially be manufactured from stainless steel. Low height and easy installation makes it favorable for the renovation projects.

- Application Areas** : Indoor & Outdoor / Floor
Ideal for : Factories, Warehouses, All Industrial Facilities
Material : ST 37 and ST 52 steel (Galvanized Steel - Optional), Stainless Steel (Optional)
Optional Supplies : Fire Barrier, Waterproof EPDM membrane



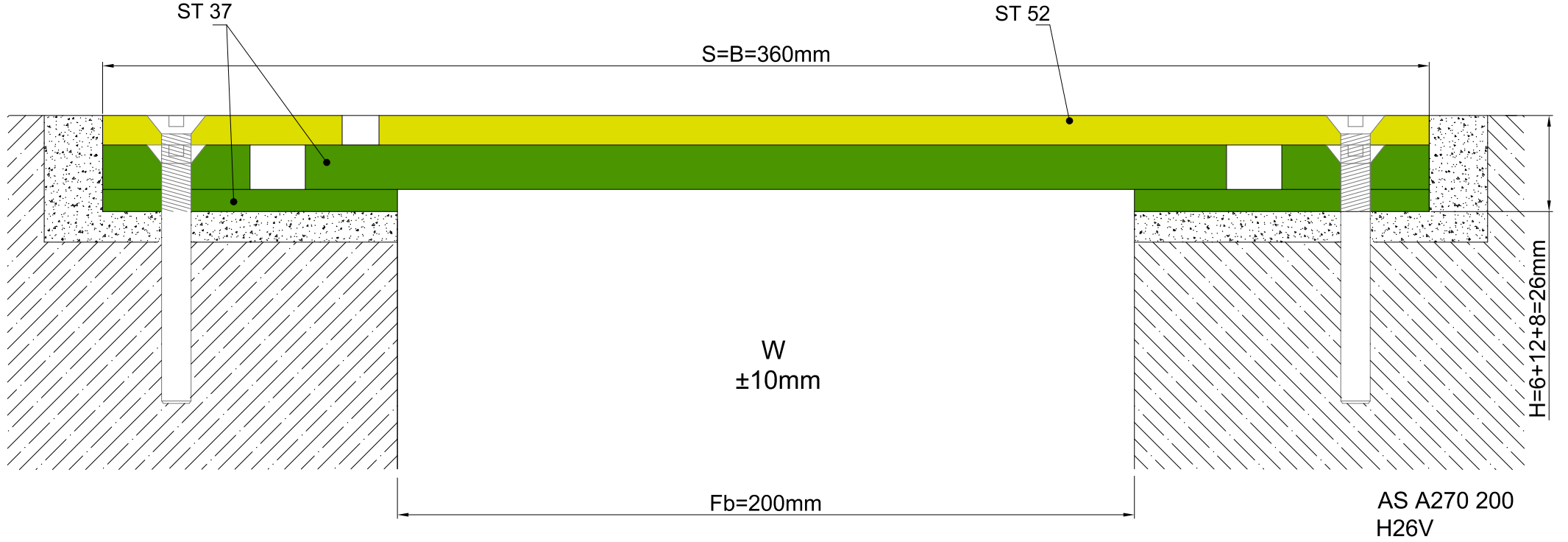
* Visuals are representative and the profile configuration may differ depending on the characteristics requested.


LOCATION	MODEL	GAP (Fb) mm	HEIGHT (H) MM	OVERALL WIDTH (B) mm	VISIBLE WIDTH (S) mm	MOVEMENT (W) mm	LOAD CAPACITY	STANDARD LENGTH (mt)
Floor to Floor	AS A270-050	50	20	210	210	+10 / -10	600 kN 70 kN	2
	AS A270-050	50	22	210	210	+10 / -10	600 kN 130 kN	2
	AS A270-100	100	22	260	260	+10 / -10	600 kN 70 kN	2
	AS A270-100	100	24	260	260	+10 / -10	600 kN 130 kN	2
	AS A270-100	100	26	260	260	+10 / -10	600 kN 130 kN	2
	AS A270-150	150	24	310	310	+10 / -10	600 kN 70 kN	2
	AS A270-150	150	26	310	310	+10 / -10	600 kN 130 kN	2
	AS A270-150	150	28	310	310	+10 / -10	600 kN 130 kN	2
	AS A270-200	200	26	360	360	+10 / -10	300 kN 70 kN	2
	AS A270-200	200	28	360	360	+10 / -10	600 kN 70 kN	2
	AS A270-200	200	30	360	360	+10 / -10	600 kN 130 kN	2

Note: Please ask for different sizes



INDUSTRIAL & PARKING AREAS



Profil No Profile Number	AS A270 200
Fb (mm)	200
H (mm) yaklaşık approx.	6+12+8=26
W± (mm) yaklaşık approx.	±10
Malzeme Material	ST 37 + ST 52
Standart Uzunluk Standard Length	2
Yükleme Kapasitesi Load-Bearing Capacity	300kN  70 kN 